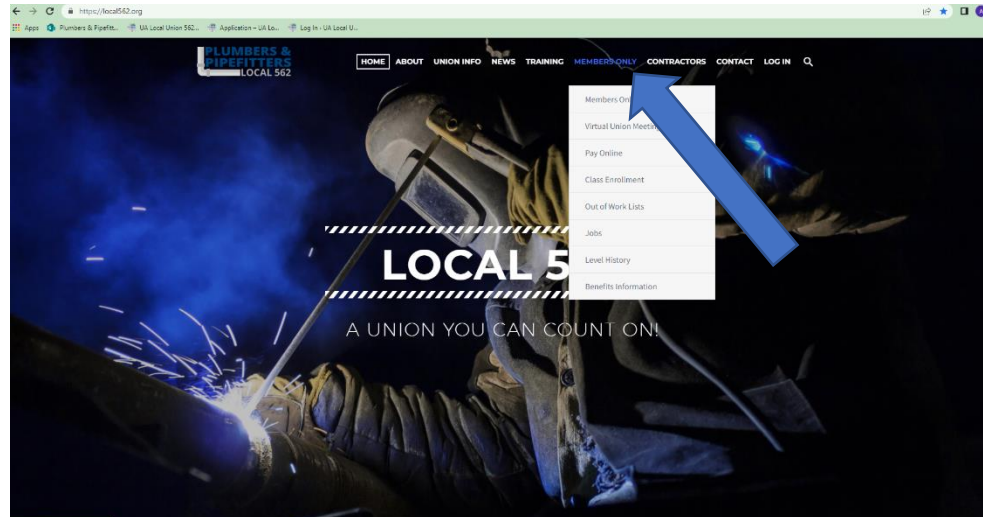


How to watch Plumbers and Pipefitters Local 562 *Virtual* Union Meeting

(From your computer)

1. Go to our website www.local562.org (you cannot use Internet Explorer)
2. Click on the “MEMBERS ONLY” tab at the top of the screen




3. Log in

Username: UA Card or email

Password: Birthdate with no space or (/)

Example: 12251990



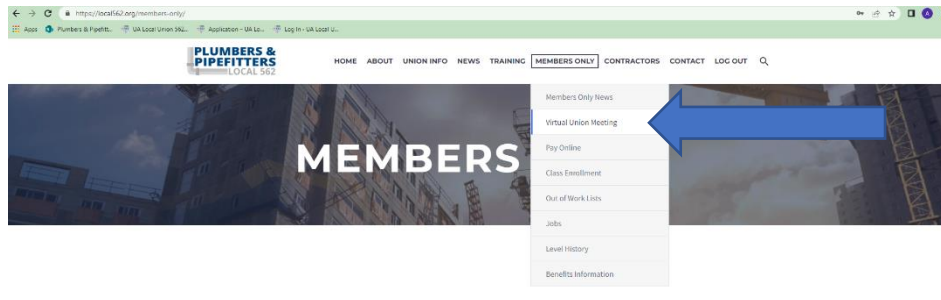
NOTE:
For Members: Your username is your UA card number. Your initial password is your birthday in the following format: MMDDYYYY (ex. 03141976).
For Contractors: Please use your username and password provided by the local union. Please call our office if you need assistance with your username or password.

Card Number or Email Address
Password

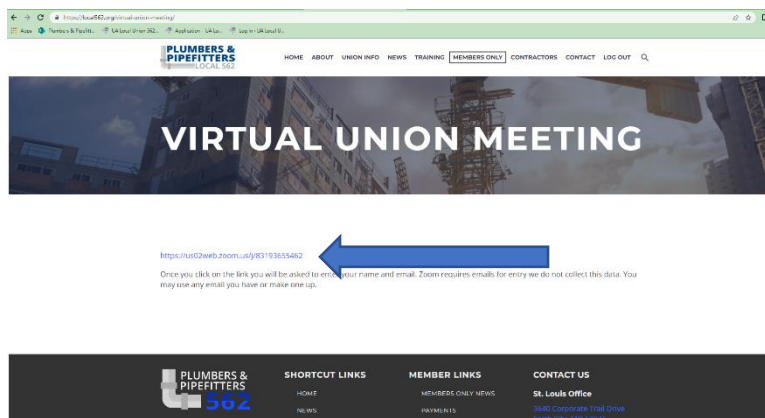
Remember Me

[LOG IN](#)

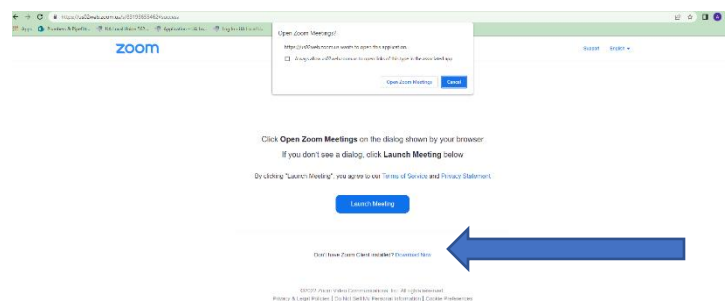
4. Once you are logged in go back to the top and place your mouse (don't click) on the "MEMBERS ONLY" tab until you see a drop down. Click on the second drop down "Virtual Union Meetings"



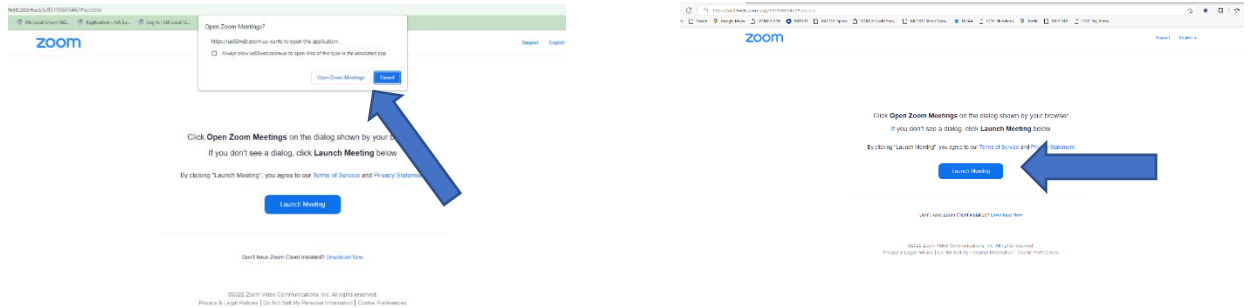
5. Click on the blue link to access our meeting



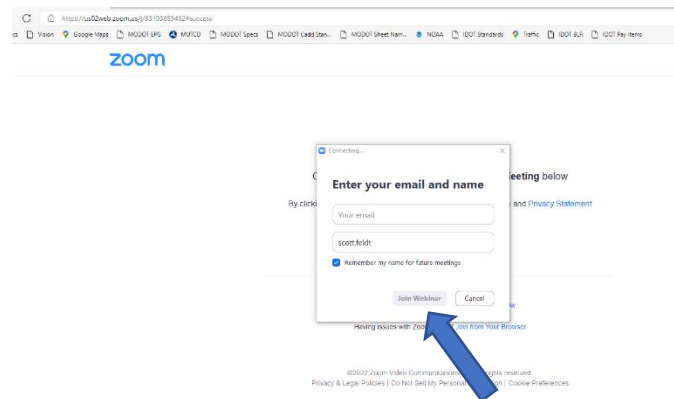
6. If you do not have Zoom downloaded on your computer, you will need to click "Download Now" (if you have previously downloaded ignore this step)



7. Click “Open Zoom Meetings” or “Launch Meeting” some will have one or the other options. Depends on your computer settings.
Note the difference in the two photos



8. Enter your name and email address and click Join Webinar



9. You are now logged in!

